

ECHR20Q ThermaLED technology

ThermaLED Holly Ridge Post Top Lantern



12802 COMMODITY PL
TAMPA, FL 33626
PHONE: 844-636-2036
SALES@ECO-REVOLUTION.COM

REVOLUTION WWW.ECO-REVOLUTION.COM
A QSSI COMPANY SINCE 1985



LumaLens
All Wattages, T5 Only

Open Frame
Full Cutoff, 80w

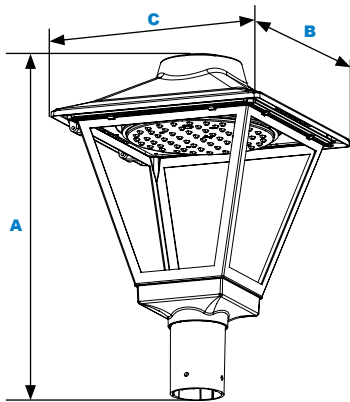


Open Frame
Full Cutoff, 19w

Open Frame
Full Cutoff, 36 & 53w

Wall Mount,
ECHRWS20Q

Pendant Mount,
ECHR20Q



Dimensions

Height (A)	24 1/4" (628mm)
Length (B)	16 1/4" (415mm)
Width (C)	16 1/4" (415mm)

The Eco-Revolution Holly Ridge Post Top Historic Series are available in Type I, II, III, IV or V distributions designed to replace HID lighting systems up to 250w MH or HPS. The fixture mounts to a pole top tenon. Typical area lighting applications include parking areas, walkways, and street lighting applications. Mounting heights of 12 to 30 feet can be used based on light level and uniformity requirements.

Housing:

Die Cast Aluminum Housing, Integral Heat Sinking. Photocell Adaptable.

Listing & Ratings:

CSA: Listed for Wet Locations, ANSI/UL 1598, 8750
IP66 Sealed LED Engine.

Finish:

Black Powdercoat Finish Over a Chromate Conversion Coating. Custom Colors Available Upon Request.

Lens:

Clear UV-Stabilized Polycarbonate Vandal-Resistant Array Lens with Integral Optics or SoftLED LumaLens Opal UV-Stabilized Polycarbonate Vandal-Resistant Lens. Gasketed to Seal LED Array.

Mounting:

Post Top Accommodates "P3" 2 7/8" O.D. x 3" Tenon, Wall Mount Includes Cast Aluminum Arm (Wall Attachment Hardware NOT Included, Must be Selected and Provided By Contractor), and Pendant Mount Includes 15" Swivel Stem for Mounting on Flat or Sloped Ceilings.

ThermaLED LED:

Aluminum Boards

Wattage:

19w Array: 19w, System: 20w; (35-50w HID Equivalent)
36w Array: 36w, System: 39w; (70-100w HID Equivalent)
53w Array: 53w, System: 58w; (100-150w HID Equivalent)
80w Array: 80w, System: 87w; (150-250w HID Equivalent)

Driver:

Electronic Driver, 120-277V, 50/60Hz or 347-480V (13, 36, & 53W Only) 50/60Hz; Less Than 20% THD and PF>0.90. Standard Internal Surge Protection 6kV. 0-10V Dimming Standard for a Dimming Range of 100% to 10%; Dimming Source Current is 150 Microamps.

Controls:

Fixtures Ordered with Factory-Installed Photocell or Motion Sensor Controls are Internally Wired for Switching and/or 1-10V Dimming Within the Housing. Remote Direct Wired Interface of 1-10V Dimming is Not Implied and May Not Be Available, Please Consult Factory. Fixtures are Tested with Eco-Revolution Controls and May Not Function Properly With Controls Supplied by Others. Fixtures are NOT Designed for Use with Line Voltage Dimmers.

Warranty:

5-Year Warranty for -40°C to +50°C Environment.

See Page 4 for Projected Lumen Maintenance Table.

Specifications and Features:

Certification & Listings:



Project Information:

Project Name: _____

Complete Catalog #: _____

Comments: _____

Fixture Type: _____

Date: _____

5 LOCATIONS
Tampa, FL
Vancouver, WA
Cerritos, CA
Walden, NY
Memphis, TN

ECHR20Q ThermaLED technology




ThermaLED Holly Ridge Post Top Lantern





1 2802 COMMUNITY PL
TAMPA, FL 33626
PHONE: 844-636-2036
SALES@ECO-REVOLUTION.COM
WWW.ECO-REVOLUTION.COM
A QSSI COMPANY SINCE 1985

Order Information Example:		ECHR20QF1X53U5KOBSP					
Model	Optics	Wattage	Driver	CCT	Lens	Color	Options
ECHR20Q =ThermaLED Holly Ridge Post Top ECHRWS20Q =ThermaLED Wall Mount Holly Ridge ECHR20Q =ThermaLED Pendant Mount Holly Ridge (15" Pendant)	A =Type I* B =Type II C =Type III D =Type IV F =Type V *80w Models Only	1X19 =19w 1X36 =36w 1X53 =53w 1X80 =80w	U =120-277V H =347-480V* *19, 36, & 53w Models Only	3K =3000K 4K =4000K 5K =5000K	O =Open Frame Full Cutoff Optics L =SoftLED LumaLens Opal UV-Stabilized Polycarbonate Lens* *Type V Models Only	B =Black C =Custom (Consult Factory)	P2AB =ECPSTRN Tenon Adaptor, Black P2AC =ECPSTRN Tenon Adaptor, Custom Color (Consult Factory) SF =Single Fuse* DF =Double Fuse* SP =Surge Protection R3 =3-Pin Twist Lock Photocell Receptacle R5 =5-Pin Twist Lock Photocell Receptacle R7 =7-Pin ANSI C136.41—2013 Twist Lock Photocell Receptacle S3 =Microwave Sensor with Dimming for Mounting Heights of 8' to 26** BU =Battery Backup, 90 Minutes (Up to 65w Max)*♦ BUC =Cold Start Battery Backup, -20°C, 90 Minutes (Up to 65w Max)*♦ *120-277V Models Only. ♦19, 36, & 53w Models Only.

Accessories & Replacement Parts:

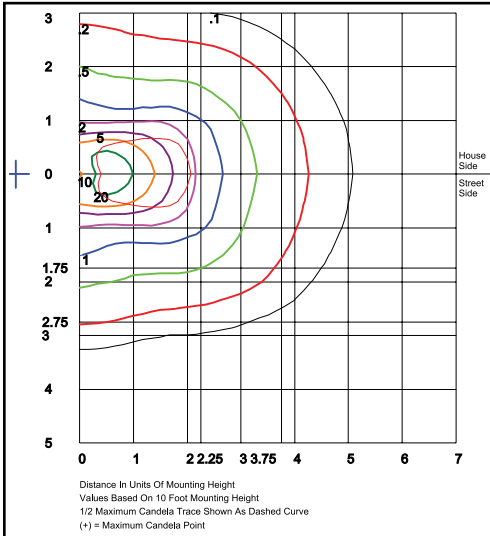
Mounting Accessories (Order Separately, Field Installed)	Accessories (Order Separately, Field Installed)	Replacement Parts (Order Separately, Field Installed)
ECPSTRN* Retrofit Tenon Adaptor, Die Cast with Powdercoat Finish, Hardware Included. Converts a 2 1/2" x 4" Pole Tenon to a 2 1/8" x 3" Tenon. *Specify Color: B=Black, C=Custom (Consult Factory)	ECP18131 Twist Lock Non-Shorting (Open) Cap Disconnects Service to Fixture for Temporary or Permanent Disabling (Fixture Always Off). IP65, 480V Maximum. ECP18132 Twist Lock Shorting Cap Provides Fixed Service to Fixture (Fixture Always on). IP65, Rated Load 7200w Tungsten. ECP18140 110-120VAC Instant Twist Lock Photocell ECP18152 277VAC Time Delay Twist Lock Photocell ECP18156 120-277VAC Universal Twist Lock Photocell ECP18157 480VAC Time Delay Twist Lock Photocell. For 480V use only. ECP17122 Remote Programming Tool for ECP17121	ECHR20PCLL SoftLED LumaLens Opal UV-Stabilized Polycarbonate Vandal-Resistant Lens ECPK3415 Pendant Mount Kit Includes Top & Bottom Cover, Brackets, 3/4" Dia X 15" L Downrod, and Hardware. Powdercoat Finish ECP17121 Internally Mounted Microwave On/Off Motion Sensor for Mounting Heights of 8' to 19', 120-277VAC, 50/60Hz For Replacement Battery Backup, see the Eco-Revolution LED Battery Backup Specification Sheet.
 <p>ECPSTRN</p>	 <p>Optional Twist Lock Photocell mounts to top of housing.</p> <p>ECP18131 ECP18132 ECP18140 ECP18152 ECP18156, ECP17122 ECP18157</p>	 <p>ECHR20PCLL ECPK3415 ECP17121</p>

Effective Projected Area (EPA)

Configuration	EPA (Sq. Ft.)	Weight (Lbs.)
 Open Frame	1.2	28 Lbs
 LumaLens	1.6	28 Lbs

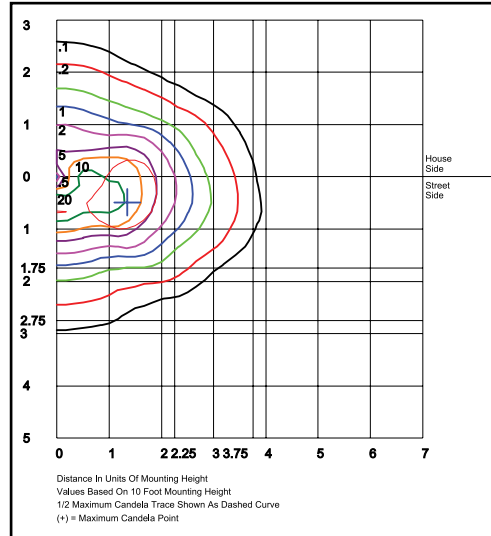


Photometric Data



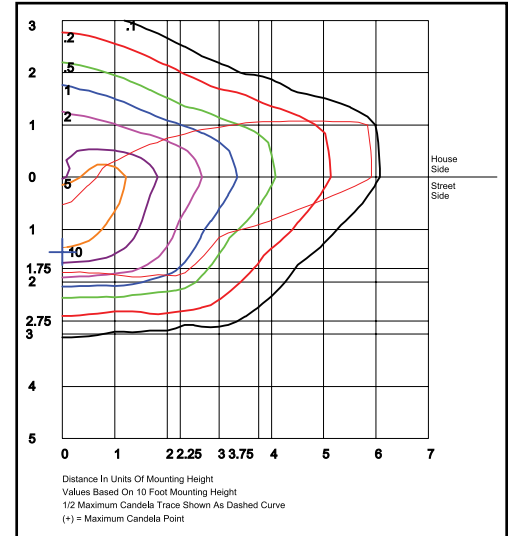
ECHR20QA1X80U5KO
Type I, Open

Grid in MH
MH=10 Feet



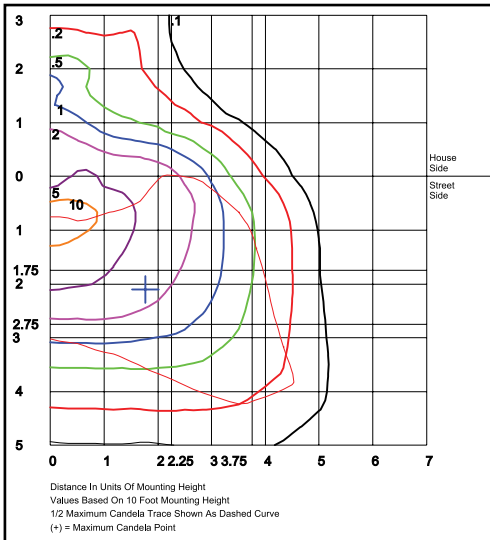
ECHR20QB1X80U5KO
Type II, Open

Grid in MH
MH=10 Feet



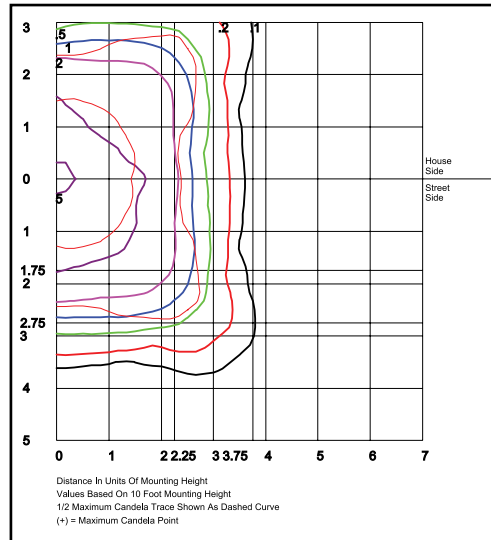
ECHR20QC1X80U5KO
Type III, Open

Grid in MH
MH=10 Feet



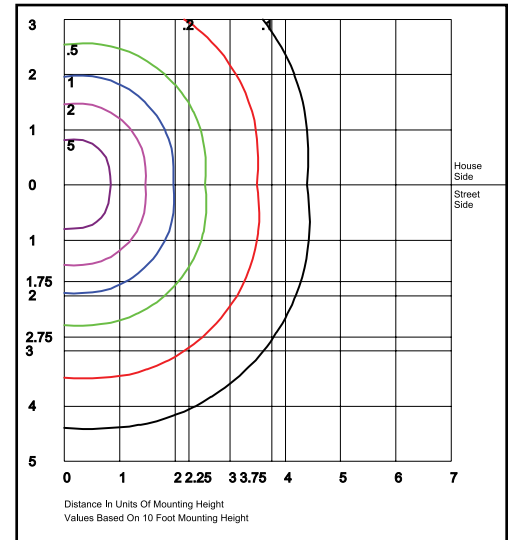
ECHR20QD1X80U5KO
Type IV, Open

Grid in MH
MH=10 Feet



ECHR20QF1X80U5KO
Type V, Open

Grid in MH
MH=10 Feet



ECHR20QF1X80U5KL
Type V, LumaLens

Grid in MH
MH=10 Feet

ECHR20Q ThermaLED technology

ThermaLED Holly Ridge Post Top Lantern



12802 COMMODITY PL
TAMPA, FL 33626
PHONE: 844-636-2036
SALES@ECO-REVOLUTION.COM
WWW.ECO-REVOLUTION.COM

REVOLUTION
A QSSI COMPANY SINCE 1985

Photometric Performance

		Wattage (Catalog Logic)	19W (1X19)	36W (1X36)	53W (1X53)	80W (1X80)
		Input Watts	20.4	38.5	56.4	87.3
Optic	CCT	Delivered Lumens				
Type I Optic Open Frame	3000K	-	-	-	9,058	
	4000K	-	-	-	9,349	
	5000K	-	-	-	9,714	
	BUG Rating	-	-	-	B3-U0-G3	
Type II Optic Open Frame	3000K	3,334	4,211	6,317	9,534	
	4000K	3,441	4,347	6,520	9,841	
	5000K	3,575	4,516	6,774	10,224	
	BUG Rating	B1-U0-G1	B1-U0-G1	B2-U0-G1	B2-U0-G2	
Type III Optic Open Frame	3000K	3,412	4,309	6,464	9,933	
	4000K	3,521	4,448	6,672	10,253	
	5000K	3,658	4,621	6,931	10,652	
	BUG Rating	B1-U0-G1	B2-U0-G2	B2-U0-G2	B3-U0-G3	
Type IV Optic Open Frame	3000K	3,482	4,398	6,597	9,920	
	4000K	3,594	4,540	6,810	10,239	
	5000K	3,734	4,717	7,075	10,638	
	BUG Rating	B1-U0-G1	B1-U0-G2	B2-U0-G2	B2-U0-G3	
Type V Optic Open Frame	3000K	3,580	4,522	6,783	10,527	
	4000K	3,695	4,668	7,001	10,865	
	5000K	3,839	4,850	7,274	11,289	
	BUG Rating	B2-U0-G1	B3-U0-G1	B3-U0-G1	B4-U0-G2	
Type V Optic LumaLens	3000K	1,992	3,774	5,556	8,386	
	4000K	2,056	3,895	5,735	8,656	
	5000K	2,136	4,047	5,958	8,993	
	BUG Rating	B1-U3-G2	B2-U4-G3	B2-U5-G3	B3-U5-G4	

Projected Lumen Maintenance

Data shown for 5000 CCT		Compare to MH				
TM-21-11	Input Watts	Initial	25,000 Hrs	50,000 Hrs	100,000 Hrs	Calculated LED Life
L70 Lumen Maintenance @ 25°C / 77°F	All wattages up to and including 87w	1.00	0.95	0.90	0.81	154,000
L70 Lumen Maintenance @ 50°C / 122°F		1.00	0.97	0.93	0.86	145,000
L80 Lumen Maintenance @ 40°C / 104°F		1.00	0.93	0.87	0.74	76,000

NOTES:

1. Projected per IESNA TM-21-11. Data references the extrapolated performance projections for the base model in a 25°C ambient, based on 10,000 hours of LED testing per IESNA LM-80-08.
2. Compare to MH box indicates suggested Light Loss Factor (LLF) to be used when comparing to Metal Halide (MH) systems.