

ECLV4AQ ThermaLED echnology

ThermaLED 48" Linear LED Die Cast



1 2802 COMMUNITY PL
TAMPA, FL 33626
PHONE: 844-636-2036
SALES@ECO-REVOLUTION.COM
WWW.ECO-REVOLUTION.COM

REVOLUTION
A QSSI COMPANY SINCE 1985



L70
(25°C) **165,000 Hours**



Shown with LumaLens

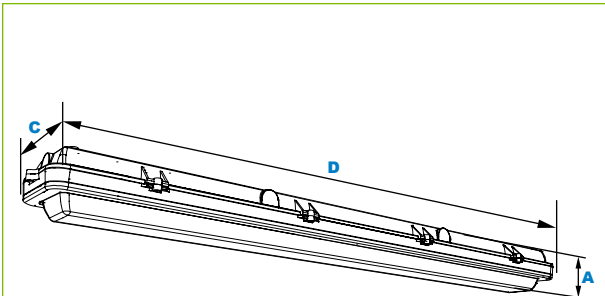
The Eco-Revolution ECLV4A series wall, pendant and ceiling mount luminaire is available with clear or LumaLens lenses and open door frame designed to replace HID lighting systems up to 400w MH or HPS. Typical lighting applications include retail centers, industrial parks, schools and universities, public transit and airports, office buildings and medical facilities. Mounting heights of 18 to 30 feet can be used based on light level and uniformity requirements.

Specifications and Features:

Housing:	Heavy-Duty Die Cast Aluminum Housing and Top Frame. Can Be Tapped for Side Conduit Entry.
Listing & Ratings:	CSA: Listed for Wet Locations, ANSI/UL 1598, 8750. Note: If using the Quick-Mount Bracket, the power feed must be made at the drill point locations on the sides of the fixture, not through the Bracket to maintain the Wet Locations listing. IP66 Sealed LED Compartment.
Finish:	Powdercoat Finish Over a Chromate Conversion Coating. Custom Colors Available Upon Request.
Lens:	Clear UV-Stabilized Polycarbonate or SoftLED LumaLens Opal UV-Stabilized Polycarbonate Vandal-Resistant Lens
Mounting Options:	Surface Mount or Use Optional Stainless Steel Quick-Mount Bracket, Adjustable Bracket, or Yoke.
ThermaLED LED:	Aluminum Boards
Wattage:	112w: Array: 112w, System: 126w; (250w HID Equivalent) 136w: Array: 136w, System: 152w;(400w HID Equivalent)
Driver:	Electronic Driver, 120-277V, 50/60Hz or 347-480V, 50/60Hz; Less Than 20% THD and PF>0.90. Standard Internal Surge Protection 6kV. 0-10V Dimming Standard for a Dimming Range of 100% to 10%; Dimming Source Current is 150 Microamps.
Warranty:	5-Year Warranty for -40°C to +50°C Environment.

See Page 3 for Projected Lumen Maintenance Table.

Certification & Listings:



Dimensions

Width (D)	49" (1,247mm)
Length (C)	7" (178mm)
Height (A)	4" (102mm)

Project Information:

Project Name: _____

Complete Catalog #: _____

Comments: _____

Fixture Type: _____

Date: _____

5 LOCATIONS
Tampa, FL
Vancouver, WA
Cerritos, CA
Walden, NY
Memphis, TN

ECLV4AQ ThermaLED technology

ThermaLED 48" Linear LED Die Cast



1 2802 COMMODITY PL
TAMPA, FL 33626
PHONE: 844-636-2036
SALES@ECO-REVOLUTION.COM
WWW.ECO-REVOLUTION.COM

Order Information Example:

ECLV4AOQF136U5KCPS

ECLV4AQ	F						
Model	Optics	Wattage	Driver	CCT	Lens	Color	Options
ECLV4AOQ=ThermaLED Open Frame 48" Linear LED Die Cast	F=Wide	112=112w 136=136w	U=120-277V H=347-480V	4K=4000K 5K=5000K	C=Clear UV-Stabilized Polycarbonate Vandal-Resistant Lens L=SoftLED LumaLens Opal UV-Stabilized Polycarbonate Vandal-Resistant Lens	P=Platinum C=Custom (Consult Factory)	SF=Single Fuse* DF=Double Fuse* SP=Surge Protection **120-277V Models Only.

Accessories & Replacement Parts:

Mounting Accessories (Order Separately, Field Installed)

ECLVAQM	Stainless Steel Quick Mount Bracket. Note: The power feed must be made at the drill point locations on the sides of the fixture, not through the Bracket, to maintain the Wet Locations listing.
ECLVABRSS	Stainless Steel Adjustable Bracket, Set of Two
ECLV4AYSS	Stainless Steel Yokes for ECLV4A, Includes Hardware.

Replacement Parts (Order Separately, Field Installed)

ECLV4ALL	SoftLED LumaLens Opal UV-Stabilized Polycarbonate Vandal-Resistant Lens
ECLV4APC	Clear UV-Stabilized Polycarbonate Vandal-Resistant Lens



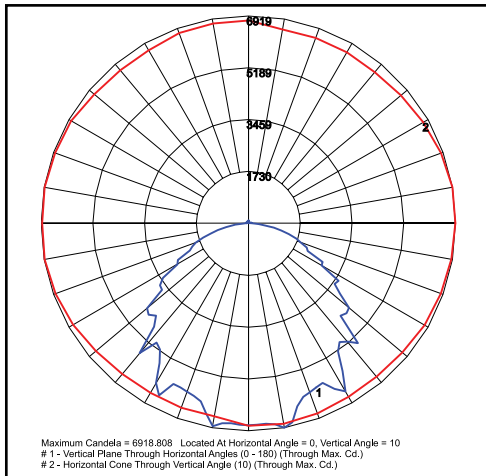
ECLVAQM

ECLVABRSS

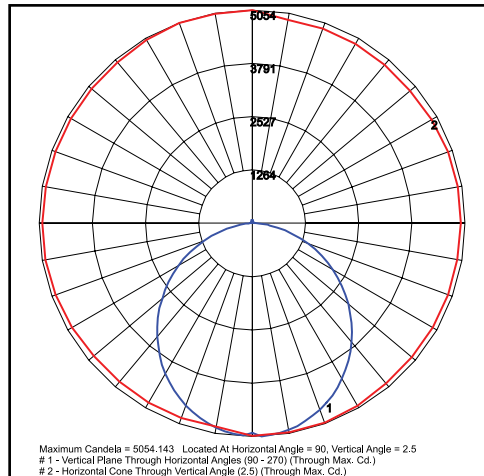
ECLV4AYSS

*Shown Mounted

Photometric Data



ECLV4AOQF136U5KC
Wide Optic



ECLV4AOQF136U5KL
Wide Optic



Photometric Performance

LED Board Watts	Drive Current (mA)	Input Watts	Optics	Spacing Criteria	5000 CCT 80 CRI		4000 CCT 80 CRI	
					Lumens	LPW	Lumens	LPW
ThermaLED 112w (Clear Lens)	116	126	Open Frame (110° x 110°)	1.32	16,287	129	15,636	124
ThermaLED 112w (LumaLens)			Open Frame (110° x 120°)	1.28	13,720	109	13,172	105
ThermaLED 136w (Clear Lens)		152	Open Frame (110° x 110°)	1.32	19,773	130	18,982	125
ThermaLED 136w (LumaLens)			Open Frame (110° x 120°)	1.26	16,594	109	15,930	105

Projected Lumen Maintenance

Data shown for 5000 CCT		Compare to MH				
TM-21-11	Input Watts	Initial	25,000 Hrs	50,000 Hrs	100,000 Hrs	Calculated LED Life
L70 Lumen Maintenance @ 25°C / 77°F	All wattages up to and including 152w	1.00	0.95	0.91	0.82	165,000
L70 Lumen Maintenance @ 50°C / 122°F		1.00	0.92	0.84	0.69	96,000
L80 Lumen Maintenance @ 40°C / 104°F		1.00	0.93	0.86	0.73	74,000

NOTES:

1. Projected per IESNA TM-21-11. Data references the extrapolated performance projections for the base model in a 25°C ambient, based on 10,000 hours of LED testing per IESNA LM-80-08.
2. Compare to MH box indicates suggested Light Loss Factor (LLF) to be used when comparing to Metal Halide (MH) systems.